



REPORT
OF THE
COMMISSIONER
OF THE GÁRDA SÍOCHÁNA
ON CRIME

FOR THE YEAR

1949

DUBLIN:
PUBLISHED BY THE STATIONERY OFFICE

To be purchased directly from the
GOVERNMENT PUBLICATIONS SALE OFFICE
3-4, COLLEGE STREET, DUBLIN;
or through any Bookseller.

Price: One Shilling and Sixpence.

(Fr. 134).

ANNUAL REPORT.

TO THE MINISTER FOR JUSTICE.

Sir,

I beg to submit herewith my Annual Report on crime for the year ended 31st December, 1949.

INDEX.

I. Indictable Offences	...	Pages 1 to 14
II. Juveniles Charged with Indictable Offences 14 to 18
III. Non-indictable Offences 18 to 23
IV. Scientific Aids to Crime Detection 23 to 29
V. Appendices—Statistics of Crime.		

PART I.

INDICTABLE OFFENCES.

The number of indictable offences which were reported or became known to the *Gárda Síochána* during the year, 1949, was 12,171, a decrease of 2,778 as compared with the number for the year 1948. Proceedings were taken in 7,029 cases in 1949.

The number of persons charged with indictable offences in the year 1949 was 6,657 of which number 2,743 were convicted. The charges against 2,787 others were held proved and the Probation of Offenders Act was applied.

For details of indictable offences and proceedings see Appendix "A".

The total number of indictable offences which became known to the *Gárda*, the number of cases in which proceedings were instituted and the number of persons proceeded against for such offences in each of the years, 1944 to 1949 are shown in the following table:—

YEAR.	No. of offences known to the <i>Gárda</i> .	No. of offences in which proceedings were instituted.	No. of Persons proceeded against.
1949	12,171	7,029	6,657
1948	14,949	7,963	7,906
1947	15,320	8,467	8,561
1946	15,078	7,955	8,472
1945	16,786	8,754	9,770
1944	15,863	8,396	9,533

The number of indictable offences reported by each Garda Division and by the Garda Districts of the cities of Cork, Limerick, Waterford and Galway and the number and percentage of detections are given in Appendix "B".

The indictable offences for 1949 are set out in the following group-classification.

GROUP.	No. of offences known to the Garda.	No. of offences in which proceedings were instituted.	No. of Persons proceeded against.
I. Offences against the Person	496	430	500
II. Offences against Property with Violence.	2,407	1,613	1,886
III. Offences against Property without Violence	9,130	4,884	4,160
IV. Offences not included in the above Groups.	138	102	111
TOTAL	12,171	7,029	6,657

GROUP I—OFFENCES AGAINST THE PERSON.

Included in this group are offences of Murder, Manslaughter, Wounding, Assault, Intimidation, Cruelty to and Abandoning of Children and Sexual Offences.

The number of offences recorded in this group and the number and percentage of cases in which proceedings were instituted in each of the years 1944 to 1949 are shown in the following table :—

YEAR.	No. of offences known to the Garda.	No. of offences in which proceedings were taken	Percentage of offences in which proceedings were taken
1949	496	430	87%
1948	535	465	87%
1947	436	381	87%
1946	549	452	82%
1945	639	525	82%
1944	571	469	82%

MURDER (OF PERSONS AGED ABOVE ONE YEAR).

One murder of a person aged above one year was recorded in the year, 1949. Proceedings were instituted and the accused was convicted.

Brief particulars are :—

Co. Laois.—On 29th May, 1949, a young, unmarried farmer, died under suspicious circumstances at his home. A Post Mortem examination disclosed that his death was caused by strychnine poisoning. A sister of the deceased man was charged with the crime and at the Central Criminal Court on 21st November, 1949, she was convicted of Murder and was sentenced to death. The sentence was confirmed on appeal but was subsequently commuted to Penal Servitude for life.

MURDERS (INFANTICIDE).

Five murders of infants aged one year and under were recorded within the year 1949. Proceedings were instituted in four cases. In one case the accused was found "Not Guilty" of Murder and was discharged. The remaining three cases were dealt with under the Infanticide Act, 1949, the accused in two cases were convicted and sentenced, and in the third case the accused was ordered to come up for conviction and sentence if called upon.

The case in which no proceedings were taken was the finding of the dead body of an infant in the River Camac near Inchicore, Dublin.

ATTEMPTS TO MURDER.

Two crimes of Attempted Murder were recorded in the year, 1949. Proceedings were instituted in both cases.

Brief particulars are :—

Co. Kildare.—On 10th January, 1949, an elderly farmer was admitted to hospital suffering from strychnine poisoning. It was subsequently found that a quantity of strychnine poison had been mixed with sugar, some of which he had used. A nephew of the injured man was arrested on 3rd May, 1949, and charged with Attempted Murder. At the Central Criminal Court on 13th July, 1949, he was found "Not Guilty" and was discharged.

Co. Dublin.—On 12th April, 1949, a young woman was shot in the head and abdomen by a young man in whose company she was travelling in a train from the city. She was then thrown from the train on to the permanent way. The man was arrested and charged with the crime. At the Central Criminal Court on 4th July, 1949, he was convicted and was sentenced to seven years' Penal Servitude.

MANSLAUGHTER.

Nine crimes of Manslaughter (other than Traffic Fatalities) were recorded in the year 1949. Proceedings were instituted in all cases. Four cases concerned the deaths of infants, three cases resulted from brawls, one case arose out of the death of a patient receiving treatment in a city hospital, and the remaining case was one in which a young man died from injuries to his head and poisoning. The accused, in seven cases, were convicted. In one case, informations were refused and in the remaining case the accused was found "Not Guilty" and was discharged.

Four crimes of Manslaughter (Traffic Fatalities) were recorded in the year, 1949. Proceedings were instituted in each case. In three cases the accused were convicted and the remaining case is awaiting trial.

WOUNDING, ETC., (FELONIES).

Thirteen crimes were recorded during the year, 1949, and proceedings were instituted in 11 cases. Convictions were recorded in 8 cases and 2 cases are still pending.

Ten crimes were recorded in 1948.

ASSAULT, WOUNDING, ETC., (MISDEMEANOURS).

154 crimes were recorded in the year 1949. Proceedings were instituted in 152 cases and convictions were recorded in 118 cases. In a further 19 cases the charges were held proved and the Probation Act was applied.

140 crimes were recorded in the year, 1948.

INTIMIDATION.

Twelve crimes of Intimidation were recorded in the year, 1949, a decrease of 6 on the number recorded in the year, 1948. Proceedings were instituted in 2 cases. In one of these 8 persons were charged and have been sent for trial. In the second case 3 persons were charged and proceedings are pending in the District Court.

OFFENCES AGAINST FEMALES.

197 offences against females were recorded in the year, 1949, a decrease of 14 as compared with the number recorded in 1948.

Comparative figures for the past six years are:—

YEAR.	No. of offences recorded.	No. of offences in which proceedings were instituted.	Percentage of offences in which proceedings were instituted.
1949	197	161	82%
1948	211	187	89%
1947	168	148	88%
1946	200	171	86%
1945	249	204	82%
1944	218	192	88%

GROUP II—OFFENCES AGAINST PROPERTY WITH VIOLENCE.

Included in this group are offences of Burglary, House-breaking, Robbery and Malicious Injury to Property.

The number of offences recorded in this group in the year, 1949, was 2,407 a decrease of 476 as compared with the number for the year, 1948.

The number of offences recorded in this group and the number and percentage of offences in which proceedings were instituted in each of the years 1944 to 1949 are shown in the following table:—

YEAR.	No. of offences recorded.	No. of offences in which proceedings were instituted.	Percentage of offences in which proceedings were instituted.
1949	2,407	1,613	67%
1948	2,883	1,774	62%
1947	2,727	1,813	66%
1946	2,560	1,663	65%
1945	2,732	1,716	63%
1944	2,497	1,565	63%

The decrease in the number of offences in this group in 1949 is due principally to a decrease of 355 in offences relating to Housebreaking and a decrease of 91 in offences of Malicious Injury to Property as compared with the numbers in 1948.

2,030 offences relating to Housebreaking were recorded in 1949 as compared with 2,385 in 1948. In offences of Breaking into Dwellinghouses the number of offences recorded in 1949 was 834 an increase of 17 as compared with the number in 1948. 1,070 offences of Breaking into Shops, etc., were recorded in 1949, showing a decrease of 360, as compared with 1,430 in 1948. 40 offences of Attempting to Break into Houses, Shops, etc., were recorded in 1949, a decrease of 25 on the number in 1948. Offences in relation to Possession of Housebreaking Tools, etc., numbered 15 in 1949 as compared with 17 in 1948.

The total number of offences relating to Housebreaking and the number and percentage of cases in which proceedings were instituted in each of the years 1944 to 1949 are shown in the following table:—

YEAR.	No. of offences recorded.	No. of offences in which proceedings were taken.	Percentage of cases in which proceedings were taken.
1949	2,030	1,410	69%
1948	2,385	1,534	64%
1947	2,358	1,631	69%
1946	2,136	1,421	67%
1945	2,295	1,508	66%
1944	2,076	1,341	65%

ROBBERY.

28 offences of Robbery were recorded in the year, 1949, a decrease of 5 as compared with the number in the year 1948. Firearms were alleged to have been used in the commission of 2 offences in 1949, and in 3 offences in 1948. Proceedings were instituted in 16 cases in 1949 and convictions were recorded in 9 cases.

Brief particulars of the two cases in which firearms were alleged to have been used, both of which occurred in Dublin City, are as follows:—

- (1) On 12th February, 1949, 4 young men, one of whom was armed with a revolver entered a Laundry Receiving Office. The lady assistant was struck on the head with the revolver, and the men succeeded in getting away with £30 in cash. The revolver was found on the premises. Four young men were arrested and charged with the crime. All four were convicted and were sentenced, one to 3 years Penal Servitude, one to 18 months imprisonment and the remaining 2 to 9 months imprisonment each.

- (2) On 19th September, 1949, 2 men armed with what appeared to be revolvers entered a Post Office; one of them pointed a weapon at the assistant while the other went behind the counter and took £26. No arrest has been made in this case.

ARSON AND OTHER MALICIOUS INJURY TO PROPERTY.

344 offences of Malicious Injury to Property were recorded during the year, 1949, a decrease of 111 as compared with the number for the year, 1948. Of this total 63 were offences of Arson as compared with 60 in the year 1948, and 4 were in relation to the Killing and Maiming of Cattle as compared with 3 in the year, 1948.

Proceedings were instituted in 182 cases in 1949. Convictions were recorded in 88 cases and in a further 48 cases the charges were held proved and the Probation of Offenders Act was applied.

GROUP III—OFFENCES AGAINST PROPERTY WITHOUT VIOLENCE.

Included in this group are offences of Larceny, Embezzlement, Obtaining Goods, etc., by False Pretences, Frauds and Receiving Stolen Goods.

The number of offences recorded in this group for the year 1949 was 9,130 a decrease of 2,224 as compared with the number for the year, 1948.

The number of offences recorded in the years 1944 to 1949 and the number and percentage of cases in which proceedings were instituted are shown in the following table:—

YEAR.	No. of offences reported.	No. of offences in which proceedings were instituted.	Percentage of offences in which proceedings were instituted.
1949	9,130	4,884	53%
1948	11,354	5,580	49%
1947	12,004	6,141	51%
1946	11,782	5,679	48%
1945	13,227	6,361	48%
1944	12,593	6,200	49%

The decrease in the number offences in this group in 1949 was due to decreases in the number of offences recorded under all headings except Larceny of Motor Vehicles under which heading there was an increase of 9 in the number offences as compared with the number in 1948.

Comparative figures for the various forms of larceny shown in the Statistical Tables for the years 1944 to 1949 are given in the following table:—

Offences.	1949	1948	1947	1946	1945	1944
Larceny from the Person ...	254	258	346	280	266	195
Larceny in House to Value of £5, etc. ...	613	786	698	821	809	442
Larceny from Dwellinghouse by Employee ...	144	154	215	231	247	237
Larceny of Explosives ...	—	—	—	—	2	—
Larceny of Motor Vehicles ...	16	7	24	9	1	3
Larceny of Pedal Cycles ...	1,420	1,502	1,592	1,251	1,530	1,599
Larceny from Unattended Vehicles ...	944	1,392	1,200	1,165	630	503
Larceny from Shops and Stalls ...	923	1,023	937	921	871	828
Larceny of Horses, Cattle and Sheep ...	52	71	74	81	77	64
Other Larcenies (exceeding £5 in value) ...	1,048	1,230	1,327	1,216	1,310	1,325
Other Larcenies—(not exceeding £5 in value) ...	2,974	3,788	4,473	4,925	6,373	6,336
TOTAL ...	8,388	10,211	10,886	10,000	12,116	11,532

In the Dublin Metropolitan Area the number of Larcenies recorded in 1949 was 5,675 or almost 68% of the total larcenies for the whole country as compared with 7,110 or 70% of the total larcenies in the year 1948.

EMBEZZLEMENT.

85 offences were recorded for the year 1949, a decrease of 72 as compared with the number in the year 1948. The decrease is shown mainly in the figures for the Dublin Metropolitan Area in which 65 offences were recorded in 1949 as compared with 119 in 1948 a decrease of 54.

Proceedings were instituted in 84 cases in 1949. Convictions were recorded in 24 cases and in a further 23 cases the charges were held proved and the Probation of Offenders Act was applied. Proceedings are still pending in 33 cases.

OBTAINING GOODS ETC., BY FALSE PRETENCES.

358 offences were recorded in the year 1949, a decrease of 251 as compared with the number for the year 1948. In the Dublin Metropolitan Area the number of offences recorded in 1949 was 88 a decrease of 128 as compared with the number in 1948.

Proceedings were instituted in 257 cases and convictions numbered 136. In a further 69 cases the charges were held proved and the Probation of Offenders Act was applied. Proceedings are still pending in 27 cases.

FRAUDS.

16 offences relating to Frauds were recorded within the year 1949, as compared with 81 offences in the year, 1948. Proceedings were instituted in 12 cases. Convictions were recorded in 6 cases and in a further 3 cases the charges were held proved and the Probation Act was applied.

RECEIVING STOLEN GOODS.

283 offences were recorded in the year, 1949, a decrease of 13 as compared with the number for the year, 1948. Proceedings were instituted in 281 cases. Convictions numbered 92 and in a further 106 cases the charges were held proved and the Probation of Offenders Act was applied.

GROUP IV—OTHER OFFENCES NOT INCLUDED IN THE FOREGOING GROUPS.

The offences included in this group are Forgery, Perjury, Bribery, Riot and Unlawful Assembly, Offences against Public Decency, Offences under the Coinage Acts, Attempting to Commit Suicide, Offences under the Treason Act, Breaches of the Offences against the State Act and other Indictable Offences which are not included in Groups I, II or III.

The number of offences recorded in this group in the year 1949 was 138, a decrease of 39 as compared with the number for the year 1948. Proceedings were instituted in 102 cases and convictions were recorded in 50 cases. In a further 17 cases the charges were held proved and the Probation of Offenders Act was applied. 14 cases are still pending.

58 offences of Forgery and Uttering were recorded in the year 1949, as compared with 80 offences in the year 1948. Proceedings were instituted in 41 cases and convictions numbered 23. In a further 5 cases the charges were held proved and the Probation Act was applied. 7 cases are still pending.

19 offences of Attempted Suicide were recorded in 1949 compared with 32 in 1948.

15 offences of Indecent Exposure (Public Indecency) were recorded in 1949, a decrease of 4 compared with the number in 1948.

ORGANISED VIOLENT CRIME.

14 organised crimes of violence were recorded in 1949, 13 of which were agrarian and one concerned malicious damage to a carved stone family crest, on the gate-pier of an estate.

17 organised crimes of violence were recorded in 1948, all of which were agrarian.

VALUE OF PROPERTY STOLEN AND RECOVERED.

The value of property reported as stolen in the year 1949 was £121,117. 9s. 9½d. of which property valued at £40,877. 19s. 9½d. was recovered.

In offences against property with violence, i.e., Burglary, Housebreaking and Sacrilege, the value of property reported as stolen was £38,138. 14s. 8½d. of which property valued at £14,096. 14s. 3½d. was recovered.

In offences against property without violence, i.e., Larcenies, the value of property reported as stolen was £82,978. 15s. 1d. of which property valued at £26,7815. s. 6d. was recovered.

The number of offences in which property was stolen and the value of property stolen in each of the years, 1944 to 1949, are given in the following table:—

	Year.	Less than £1	£1 to £2	£2 to £5	£5 to £10	£10 to £50	£50 to £100	Over £100	Total
Offences against property with violence, i.e. — Burglary, Housebreaking, etc.	1949	391	265	315	250	405	77	72	1,775
	1948	397	261	364	282	525	114	100	2,043
	1947	444	268	340	327	473	88	71	2,011
	1946	409	230	356	302	442	82	68	1,889
	1945	439	274	371	307	475	87	49	2,002
	1944	411	253	348	295	444	69	48	1,868
Offences against property without violence, i.e., Larcenies	1949	1,708	1,338	2,070	1,650	1,428	97	79	8,370
	1948	2,168	1,611	2,557	2,100	1,545	129	83	10,193
	1947	2,438	1,740	3,180	2,095	1,302	113	85	10,863
	1946	2,644	1,782	3,225	1,909	1,149	103	67	10,879
	1945	3,421	2,176	3,319	2,043	988	98	50	12,095
	1944	3,284	2,221	3,338	1,549	995	60	52	11,499

SEX AND AGE OF PERSONS CONVICTED OF INDICTABLE OFFENCES.

2,743 persons were convicted of Indictable Offences for the year 1949, of whom 2,427 were males and 316 females. The number convicted by Courts of Summary Jurisdiction was 2,337—2,054 males and 283 females—and the number convicted by Circuit and Higher Courts was 406—373 males and 33 females.

Full particulars are given in Appendix D (1).

The number of persons in each age group and the percentage which each group forms of the total persons convicted in each of the years 1944 to 1949 are given in the following table:—

Age Grouping.	NUMBER OF PERSONS CONVICTED						PERCENTAGE OF TOTAL.					
	1949	1948	1947	1946	1945	1944	1949	1948	1947	1946	1945	1944
Under	98	154	166	151	243	291	3%	5%	5%	5%	6%	5%
14 years	155	189	146	124	211	159	6%	6%	4%	4%	5%	4%
14-16 years	246	274	264	292	279	261	9%	8%	8%	6%	7%	7%
16-18 "	530	558	600	542	694	644	19%	17%	17%	16%	17%	17%
18-21 "	889	1,102	1,102	1,120	1,273	1,173	32%	34%	32%	33%	31%	31%
21-30 "	424	522	611	656	683	682	15%	16%	18%	19%	17%	18%
30-40 "	401	470	556	616	720	690	15%	14%	16%	18%	18%	18%
Above 40 years	401	470	556	616	720	690	15%	14%	16%	18%	18%	18%
TOTALS	2,743	3,269	3,445	3,421	4,163	3,810						

CHARGE PROVED AND PROBATION OF OFFENDERS ACT APPLIED.

The number of persons against whom the charges were held proved and who were released under the Probation of Offenders Act for the year 1949 was 2,787.

For full particulars see Appendix D (2).

The number of persons in each age group and the percentage of the total persons so dealt with in the years 1944 to 1949 are given in the following table:—

Age Grouping.	NUMBER OF PERSONS.						PERCENTAGE OF TOTAL.					
	1949	1948	1947	1946	1945	1944	1949	1948	1947	1946	1945	1944
Under	810	862	971	890	1,048	988	29%	27%	27%	27%	27%	25%
14 years	490	561	546	508	586	615	17%	18%	15%	15%	15%	15%
14-16 "	332	395	421	390	457	488	13%	13%	12%	12%	12%	12%
16-18 "	325	342	378	334	426	511	12%	11%	11%	10%	11%	13%
18-21 "	350	433	533	523	696	598	13%	14%	15%	16%	15%	15%
21-30 "	211	267	301	300	379	336	8%	9%	9%	9%	9%	8%
30-40 "	249	280	388	338	446	480	9%	9%	11%	10%	11%	12%
Above 40 years	249	280	388	338	446	480	9%	9%	11%	10%	11%	12%
TOTALS	2,787	3,140	3,538	3,283	3,948	4,016						

INDICTABLE OFFENCES CLEARED UP IN 1949.

The number of indictable offences cleared up in the year 1949 was 7,472, details of which are given in Columns 3 and 17 of Appendix A (1) in relation to offences reported within the year 1949, and in Column 2, Appendix G (2), in relation to offences reported in the year 1948 but not detected in that year.

The percentage of offences cleared up in 1949 in relation to the number reported was 61%. The percentage in 1948 was 57%.

The incidence of Indictable Crime and detection is shown in graphical form in Appendix A (3).

PROCEEDINGS FOR INDICTABLE OFFENCES, PENDING FROM YEAR, 1948—RESULTS.

In Appendix A (1) of my report for the year, 1948, proceedings were shown pending in respect of 445 indictable offences. Of this number, 417 cases have been finally disposed of. Convictions were recorded in 147 cases and in a further 190 cases the charges were held proved and the Probation of Offenders Act was applied. Proceedings are still shown pending in 28 cases.

For full particulars see Appendix G (1).

PROCEEDINGS IN YEAR 1949 FOR INDICTABLE OFFENCES RECORDED IN YEAR, 1948.

During the year 1949, proceedings were instituted in respect of 74 indictable offences which were recorded during the year 1948 and were undetected at the end of that year. Convictions were recorded in 47 cases and in a further 7 cases the charges were held proved and the Probation of Offenders Act was applied.

The number of persons charged in respect of those offences was 60 of whom 36 were convicted and 10 were given the benefit of the Probation of Offenders Act.

For full particulars see Appendix G (2).

PART II.

JUVENILES CHARGED WITH INDICTABLE OFFENCES.

Particulars relating to Juvenile Offenders charged with Indictable Offences are given in Appendices "E" and "F".

2,244 persons aged under 18 years were charged with indictable offences and dealt with in the year 1949. In the year 1948 the number dealt with was 2,630. The decrease in the number of juveniles charged in 1949 is due to decreases of 196 in "Breakings", 208 in Larcenies and 19 in Malicious Damage to Property. There was an increase of 37 in the number charged with other offences.

The numbers of offenders, male and female, dealt with in the years 1944 to 1949 under the various offence headings are given in the following table:—

	1949		1948		1947		1946		1945		1944	
	M.	F.	M.	F.	M.	F.	M.	F.	M.	F.	M.	F.
Housebreaking	664	24	843	36	709	39	802	50	888	44	750	64
Burglary	7	—	12	—	35	—	22	—	17	4	26	1
Larceny of Pedal Cycles	100	6	92	22	72	12	53	11	67	6	62	10
Larceny from Unattended Vehicles	148	6	187	8	153	10	86	—	41	6	59	4
Larceny from Shops and Stalls	231	32	256	30	255	51	192	40	203	33	175	37
Other Larcenies (Exceeding £5 in value)	158	34	169	35	200	38	144	58	175	59	127	54
Other Larcenies (Not Exceeding £5 in value)	465	75	564	106	662	150	535	114	668	200	806	102
Malicious Damage to Property	142	—	157	4	112	7	160	12	253	8	251	13
Other Offences	132	14	99	10	94	15	115	15	135	26	145	24
TOTALS	2,653	191	2,379	251	2,292	322	2,109	300	2,447	386	2,401	309

SEX AND AGE OF OFFENDERS.

The decrease in the number of offenders dealt with in 1949 is reflected in each age group, the greatest decrease being in the "under 12 years" group. The decreases, males and females, in each age group in 1949 as compared with the numbers in 1948 are:—

	Males	Females
Age under 12 years	Decrease 173	Decrease 10
" 12 to 14 years	" 42	" 3
" 14 to 16 years	" 62	" 1
" 16 to 18 years	" 49	" 46

The number of offenders, male and female, in each age group, dealt with in the years 1944 to 1949 are given in the following table:—

YEAR.	Under 12 years		12 to 14 years		14 to 16 years		16 to 18 years	
	M.	F.	M.	F.	M.	F.	M.	F.
1949	434	28	495	50	608	60	516	53
1948	607	38	537	53	670	61	565	99
1947	511	57	551	75	629	97	601	93
1946	551	60	504	68	560	83	494	89
1945	568	65	563	89	703	112	613	120
1944	561	78	545	71	655	117	640	133

CIRCUMSTANCES CONTRIBUTING TO DELINQUENCY.

The main causes or circumstances contributing to juvenile delinquency in the years 1944 to 1949 are given in the following table :—

For the year 1949, lack of parental control is assigned to 48% of cases, desire to get money for amusement 25%, Mischief 12%, Youthful gang influence 11%, Criminal Associations 3%, and Necessity 1%.

	1949	1948	1947	1946	1945	1944
Lack of Parental Control	1,082	1,103	1,175	1,088	1,282	1,123
Desire to get Money for Amusement	571	704	687	575	683	693
Mischief	273	466	385	423	512	565
Youthful gang influence	237	223	186	216	205	171
Criminal Associations	61	97	86	80	97	147
Necessity	20	35	92	27	54	101

PERCENTAGE OF JUVENILE OFFENDERS IN RELATION TO OTHER PERSONS CHARGED WITH INDICTABLE OFFENCES.

Juvenile offenders formed approximately 34% of the total persons charged with indictable offences in the year, 1949.

As pointed out in my report for the year 1948 this high percentage of juveniles charged does not mean that juveniles are responsible for the commission of crime in the proportion shown but rather that a much higher percentage, probably over 90%, of crimes committed by juveniles are detected by reason of the facts that (a) their offences are for the most part committed in the area in which they reside (b) they cannot easily dispose of stolen property other than cash and (c) when questioned in the presence of parents or guardians they invariably implicate all concerned in the commission of offences.

The number of juvenile offenders and the approximate percentage of the total persons dealt with in the years 1944 to 1949 are given in the following table :—

YEAR.	No. of Juvenile Offenders dealt with for Indictable Offences.	Percentage of the Total Number of Persons dealt with for Indictable Offences.
1949	2,244	34%
1948	2,630	33%
1947	2,614	31%
1946	2,409	28%
1945	2,833	29%
1944	2,800	29%

OFFENCES CHARGED AGAINST JUVENILES.

Offences of Housebreaking, Burglary, Larceny and Malicious Injury to Property are those in which juveniles mostly engage and the number of juveniles dealt with for such offences and the percentage which those offenders formed of the total persons charged with those offences in the years 1944 to 1949 are given in the following table :—

Offence.	Year.	No. of Juvenile Offenders charged	Percentage of total Persons charged with this offence
Burglary.	1949	7	23%
	1948	12	12%
	1947	35	28%
	1946	22	18%
	1945	21	18%
	1944	27	22%
Housebreaking.	1949	688	45%
	1948	879	52%
	1947	748	41%
	1946	852	52%
	1945	932	51%
	1944	814	51%
Larceny.	1949	1,261	34%
	1948	1,469	34%
	1947	1,603	32%
	1946	1,233	26%
	1945	1,458	27%
	1944	1,526	28%
Malicious Damage to Property.	1949	142	56%
	1948	161	40%
	1947	119	39%
	1946	172	40%
	1945	261	56%
	1944	264	59%
Other Indictable Offences.	1949	146	12%
	1948	109	8%
	1947	109	9%
	1946	130	8%
	1945	161	8%
	1944	169	9%

JUVENILE OFFENDERS RELEASED UNDER THE PROBATION OF OFFENDERS ACT, 1907.

Of the 2,244 offenders dealt with in the year 1949, 1,765 were released under the Probation of Offenders Act, 1907.

The number of offenders charged for the first time was 1,674 of whom 1,273 were given the benefit of the Probation Act.

The number charged for the second time was 418 of whom 177 were given the benefit of the Probation Act for the second time.

The number charged for the third time was 98 of whom 28 were for the third time released under the Probation Act.

The number charged for the fourth time or oftener was 54 of whom 7 were given the benefit of the Probation Act for the fourth time or oftener.

For full particulars see Appendix F (1).

FAMILY INCOME.

Of the 2,244 Juvenile Offenders dealt with in the year 1949, the income to the homes of 746 was between £4 and £6.

Particulars of income to the homes of Juvenile Offenders in the year 1949, are included in the Appendices. (See Appendix F.2).

JUVENILE OFFENDERS BY GARDA DIVISIONS AND OFFENCES.

Of the 2,244 Juvenile Offenders dealt with in the year 1949, 952 or over 42% were dealt with in the Dublin Metropolitan Area.

Particulars of offenders dealt with in each Garda Division in the year 1949 and of the offences charged are attached to the Appendices. (See Appendix F.3).

PART III.

NON-INDICTABLE OFFENCES.

PROCEEDINGS IN NON-INDICTABLE OFFENCES.

The number of prosecutions for non-indictable offences in the year 1949 was 165,046, a decrease of 2,298 compared with the number in the year, 1948.

The number of persons convicted for non-indictable offences in 1949 was 128,505 or 78% of the persons prosecuted. The charges against an additional 26,830 persons about 16% were held proved and the Probation of Offenders Act was applied.

The total number of prosecutions for non-indictable offences in each of the years 1944 to 1949 were as follows:—

Year	Number of Prosecutions
1949	165,046
1948	167,344
1947	151,690
1946	150,928
1945	150,862
1944	127,986

For full details of prosecutions see Appendix C.

The numbers of prosecutions and convictions for years 1938 to 1949 are shown in graphical form in Appendix C (4).

ASSAULTS.

The number of persons prosecuted for Assaults in 1949 was 1,202 of whom 979 were prosecuted for Common Assault, 125 for Assaults on Guards and 98 for Aggravated Assaults.

In the year 1948 the number of prosecutions was 1,180 of which 920 were for Common Assault, 185 for Assaults on Guards and 75 for Aggravated Assaults.

The number of convictions for Assaults in 1949 was 693 and the charges against an additional 221 persons were held proved and the Probation Act was applied.

CRUELTY TO ANIMALS.

514 persons were prosecuted in the year 1949 for offences of Cruelty to Animals, of whom 365 were convicted and the charges against a further 105 were held proved and the Probation Act was applied.

In the year 1948, 546 persons were prosecuted, 370 were convicted and the charges against a further 92 were held proved and the Probation Act applied.

DOGS—OFFENCES IN RELATION TO LICENSING OF.

13,194 persons were prosecuted in 1949 for keeping unlicensed dogs. Of this number 5,329 were convicted and fined and the charges against 5,980 were held proved and the Probation of Offenders Act was applied.

In the year 1948, 13,161 persons were prosecuted, 5,681 were convicted and 5,893 others were given the benefit of the Probation of Offenders Act.

EDUCATION AND SCHOOL ATTENDANCE ACTS.

6,756 prosecutions were instituted for offences against these Acts in the year 1949, a decrease of 1,262 as compared with the number in 1948.

Comparative figures for prosecutions, convictions etc., under these Acts in the years 1944 to 1949 are given in the following table:—

Year.	No. of Prosecutions	Convictions.	Charge proved and Order made without Conviction.	Charge withdrawn or dismissed.	Otherwise disposed of
1949	6,756	4,701	1,669	384	2
1948	8,018	5,385	1,882	551	—
1947	9,343	6,657	2,121	565	—
1946	8,193	5,928	1,669	591	5
1945	11,800	8,064	2,266	847	23
1944	12,848	9,412	2,353	1,020	64

ROAD TRAFFIC ACT, 1933.

97,919 prosecutions were instituted in the year 1949, for offences against this Act, a decrease of 2,169 compared with the number in the year, 1948. The number of prosecutions under the Road Traffic Act during the year 1949, represents 59% of the total number of prosecutions for summary offences.

Comparative figures for prosecutions, convictions etc., under this Act in the years 1944 to 1949 are given in the following table:—

Year.	No. of Prosecutions	No. of Convictions.	Charge proved and Probation Act applied.	Charge withdrawn or dismissed.	Otherwise disposed of.
1949	97,919	81,639	12,277	4,003	—
1948	100,082	82,632	13,015	4,430	5
1947	88,620	74,787	9,956	3,868	9
1946	88,292	74,291	8,954	3,025	22
1945	78,854	68,905	7,497	2,395	57
1944	64,479	56,455	5,983	2,034	7

Comparative figures for prosecutions in the years 1946, to 1949 for offences against the Lighting Regulations and Driving Offences are given hereunder:—

YEAR	Offences against Lighting Regulations		Dangerous and Careless Driving	Driving while Drunk
	Motorists	Pedal Cyclists		
1949	12,927	54,637	4,817	326
1948	12,194	59,156	4,465	332
1947	12,968	52,736	4,119	246
1946	9,993	58,314	3,313	198

The number of offences prosecuted under the Lighting Regulations (67,564) represents 69% of the total number (97,919) of offences under the Road Traffic Act, and almost 40% of the total number (165,046) of summary offences prosecuted.

Failure to carry lights on vehicles constitutes a serious danger to all road users, but in spite of advice and warnings issued by Garda in most cases before prosecutions are entered, this form of offence continues to be prevalent throughout the whole country.

INTOXICATING LIQUOR LAWS.

The number of persons prosecuted in the year 1949 for offences against the Intoxicating Liquor Laws was 16,754 an increase of 601 compared with the number in the year 1948.

Comparative figures for prosecutions, convictions, etc., for offences against the Intoxicating Liquor Laws in the years 1944 to 1949 are given in the following tables:—

INTOXICATING LIQUOR—LAWS.

Year.	No. of Prosecutions	No. of Convictions.	Charge proved and Probation of Offenders Act applied	Charge withdrawn or dismissed.	Otherwise Disposed of.
1949	16,754	15,214	729	810	1
1948	16,153	14,182	798	1,173	—
1947	11,693	10,192	674	826	1
1946	17,079	15,012	853	1,201	13
1945	17,046	14,845	729	1,465	7
1944	15,333	13,121	722	1,461	29

DRUNKENNESS.

Year.	No. of Prosecutions	No. of Convictions.	Charge proved and Probation of Offenders Act applied.	Charge withdrawn or dismissed.	Otherwise Disposed of.
1949	3,931	3,398	447	86	—
1948	4,157	3,579	443	135	—
1947	3,357	2,910	366	81	—
1946	4,891	4,376	389	126	—
1945	4,229	3,726	360	137	6
1944	3,766	3,312	293	151	10

OFFENCES AGAINST CLOSING REGULATIONS.

Year.	No. of Prosecutions	No. of Convictions.	Charge proved and Probation of Offenders Act applied.	Charge withdrawn or dismissed.	Otherwise Disposed of.
1949	1,988	1,767	177	44	—
1948	1,875	1,561	69	245	—
1947	1,314	1,099	52	162	1
1946	2,232	1,874	105	253	—
1945	3,673	3,059	101	512	1
1944	3,083	2,483	164	435	1

ILLICIT DISTILLATION.

73 persons were prosecuted in the year 1949 for offences in relation to Illicit Distillation, of whom 46 were convicted. The charges against all but one of the remaining 27 were withdrawn or dismissed.

In the year 1948 the number of persons prosecuted was 59 of whom 34 were convicted.

MALICIOUS INJURY TO PROPERTY.

In the year 1949 a total of 1,039 persons were prosecuted for non-indictable offences of Malicious Injury to Property. 552 were convicted and the charges against 335 others were held proved and the Probation of Offenders Act was applied.

Comparative figures of prosecutions, convictions, etc., for the years 1944 to 1949 are given in the following table:—

Year.	No. of Prosecutions	No. of Convictions.	Charge proved and Probation of Offenders Act applied	Charge withdrawn or dismissed.	Otherwise Disposed of.
1949	1,039	552	335	150	2
1948	1,264	739	288	235	2
1947	1,158	649	342	167	—
1946	1,238	763	281	189	5
1945	1,490	811	421	257	1
1944	1,419	792	397	224	6

VAGRANCY LAWS.

720 persons were prosecuted in the year 1949 for offences against the Vagrancy Laws, a decrease of 45 compared with the number in 1948. Convictions were recorded in 408 cases and in a further 207 cases the charges were held proved and the Probation of Offenders Act was applied.

486 persons were prosecuted for Begging in 1949, an increase of 39 on the number in the year 1948. Of this number 308 were convicted and 140 others were given the benefit of the Probation Act.

For offences of "Sleeping Out" 121 persons were prosecuted in 1949. 46 were convicted and 39 were given the benefit of the Probation Act. In the year 1948, 144 persons were prosecuted for such offences.

OTHER OFFENCES.

Under the heading "Other Offences" at the end of Appendix C (1) are included Miscellaneous Offences for which no specific headings are provided and these are enumerated in Appendix C (2).

A total of 715 prosecutions is recorded for the year 1949, a decrease of 442 as compared with the number in the year 1948. The decrease is recorded entirely in offences under Supplies and Services (Temporary Provisions) Act, 1946, and Orders, previously referred to as Emergency Powers Act and Orders, under which 200 persons were prosecuted in 1949 as compared with 781 in 1948.

For full particulars of prosecutions under the Supplies and Services (Temporary Provisions) Act, 1946, and Orders see Appendix C (3). The Return includes only prosecutions for Offences which were detected by members of the Garda who investigated by them on the complaint or at the direction of the Department of Industry and Commerce.

PART IV.

SCIENTIFIC AIDS TO CRIME DETECTION.

In my reports for previous years I referred to the separate section of Crime Branch at Headquarters, known as the Technical Bureau, which provides valuable assistance to the Garda throughout the country in the investigation of crime. The Section continues to operate successfully.

The staff of this section is appointed from experienced members who have had technical training. Modern equipment is purchased to keep pace with scientific developments.

Lectures and practical demonstrations in modern methods of criminal investigation are provided for members of Detective Branch and for uniformed members in the more thickly populated areas.

Courses are given to recruits in training who are taken over the type of work undertaken by the Unit. Lantern slides with the aid of epidiascope are used to demonstrate the various phases of the work. Clues collected from actual scenes of crimes are shown to members, who are instructed in the proper manner to search for and preserve clues which might otherwise be overlooked or obliterated by careless handling.

The section, known as the Technical Bureau, comprises six sub-sections, viz. :—

- | | |
|---------------------------------------|-----------------|
| (1) Investigation. | (4) Mapping. |
| (2) Fingerprints and Criminal Records | (5) Ballistics. |
| (3) Photographic. | (6) Wireless. |

Brief particulars of the work done by the units are :—

(1) INVESTIGATION.

The services of this unit are frequently sought and allocated to local officers to assist in the investigation of serious crimes. The Headquarters unit thus forms a valuable link between Headquarters and the local officers at all stages of the investigation. They co-relate enquiries extending to other areas, and, when necessary, arrange for the employment of extern experts, e.g., the State Pathologist, State Analyst, Textile and Handwriting Experts, etc.

During the year 1949, officers spent 197 days in visiting the scenes of crime including murders, suspected murder and serious cases of housebreaking.

Preliminary examination of clothing and other articles for stains, comparison of specimens of handwriting, were made in a number of cases, and articles eliminated before being sent to extern experts, thus saving considerable expense.

381 such articles were examined and 267 were eliminated, the remainder being sent to extern experts.

(2) FINGERPRINTS AND CRIMINAL RECORDS.

These records contain a complete list of previous convictions of each criminal, a description, photograph and antecedent history of subject with the modus operandi employed.

The total number of records of convicted criminals filed is 65,449, representing an increase of 2,000 on last year's figures. Single fingerprints of the active criminals in certain types of crime are extracted from these. Some 26,300 single fingerprint records of active criminals have been filed, as well as 30,000 of the less active criminals.

Fingerprints found at scenes of crime are compared with records, and when no identification is made, as occurs in the case of new entrants to crime, the prints are preserved for future reference and comparison. When a new criminal is caught it is thus frequently possible to connect him with outstanding crimes.

Enquiries are daily received from other police forces, and interchange of fingerprints and records is made.

Regular issues of Fogra Tora in two parts are prepared in this section—Part I dealing with persons wanted for crime, description of stolen property and property for which owners are sought, and missing persons.

Part II contains photographs of convicted criminals with their descriptions, which are filed at all Stations for reference.

Photographs, etc., of convicted criminals are made up in convenient pocket-book form for issue to detectives and Stations in cities.

The following summary gives an idea of the work performed in this sub-section during the year 1949 :—

(1) Total number of criminal records filed	65,449
(2) Number of new registrations	2,004
(3) Sets of fingerprints received for search	3,156
(4) Identifications made therefrom	1,112
(5) Other data sent to or received from other record offices	1,920
(6) Sets of fingerprints sent to other record offices for search	120
(7) Articles examined	467
(8) Identifiable marks found thereon	292
(9) Identifications made therefrom	97
(10) Innocent persons eliminated	152
(11) Visits to scenes of crimes	104
(12) Days attending Court	31
(13) Letters dispatched	14,946

(3) PHOTOGRAPHIC SECTION.

This section deals with many phases of police photography including :—

- (a) Photography of criminals and suspects for circulation.
- (b) Scenes of crimes, serious road traffic accidents, etc.
- (c) Dead bodies at scenes, morgues, etc.
- (d) Documents, forgeries and suspect handwriting; restoring obliterated writing; examination of forgeries under ultra violet light.
- (e) Photography of fingerprints and enlargements for Court purposes.
- (f) Photostatic copies of maps and other documents.
- (g) Microphotography of marks on bullets, tool marks on iron, wood-work, etc., for comparison.

During the year 1949 members spent 306 days attending scenes of crime, Courts, conferences, inquests, etc.

Photographic work was undertaken for the Departments of External Affairs, Posts and Telegraphs, Justice, Finance and Office of Public Works.

Travel brochures were prepared for the Department of External Affairs when American pilgrims visited Ireland. The work was urgent and could not be obtained from other sources during the time available.

Maps and plans were photostatically copied for Office of Public Works. Altered postal and money orders were examined for Department of Posts and Telegraphs. In a criminal case the ashes of a burnt document were mounted on slides and ultra-violet and infra-red light examination made and evidence was tendered in Court.

(4) MAPPING SECTION.

This section supplies maps and plans for all police purposes. The Courts within recent years have come to rely on the production of maps made by the Garda at scenes of crime, traffic accidents, etc., as valuable evidence.

During the year 259 visits were made to scenes, 1,505 maps prepared, and 277 days spent in Court, conferences with Law Officers, etc.

(5) BALLISTICS OR FIREARMS SECTION.

The duties performed by this section comprise examination of exhibits pertaining to firearms and explosives; restoring erased numbers on stolen cycles, motor vehicle engines, batteries, etc.; examination and comparison of glass fragments, paints, dust, etc., found at scene of crime, traffic accidents; examination of cutting instruments used in forcing doors, windows, safes, etc.

During the year 237 exhibits were examined, including 25 guns and 42 rounds of ammunition, 9 cycles and 161 other exhibits.

(6) WIRELESS.

A central transmitting and receiving station is installed at Garda Headquarters operated by remote control from Dublin Castle.

The fitting of 9 patrol cars in Dublin with two-way wireless was completed during the year. These cars are continually circulating in Dublin City and suburbs and form a link with foot and cycle patrols and are in constant touch with Headquarters and one another.

Receiving sets are also installed in 14 Garda stations and 8 two-way sets in stations in Dublin and around the perimeter of city in adjoining counties.

Portable sets are also available for installation at short notice in disturbed areas when necessary.

Particulars of serious crimes are broadcast and cars are directed to the scenes or to cut off escape routes of criminals. Cars are also directed to the scenes of traffic accidents, street disturbances, etc.

Wireless communications are also linked up to relay complaints received from the public on "999" telephone calls regarding crime, suspicious loiterers, etc., thus enabling speedy attention being given by Garda to complaints. Action by Garda has resulted in several arrests of criminals on the spot, and interception of drivers of vehicles in "hit and run" road accidents.

Some 50,000 leaflets were distributed to householders in Dublin during the year explaining the "999" call and its link up with wireless Garda patrol cars. On an average about 12 such calls are received per day.

Particulars of some cases in which wireless patrol cars were successfully used during the year may be of interest:—

- (1) At 2.25 p.m., on 18th July, 1949, "999" call was received from a business premises at Christchurch Place, Dublin. Patrol car was directed by wireless to scene where a youth was arrested.
- (2) At 9.20 p.m., 6th October, 1949, a "999" call was received at Kevin Street Station that a woman was about to throw herself into River Liffey. Patrol car went there and rescued woman.
- (3) At 12.15 a.m., 22nd December, 1949, a patrol car was directed to scene of accident at South Circular Road where driver of vehicle involved was found drunk and arrested.
- (4) At 11 p.m., 12th July, 1949, a criminal was detained on business premises at Grafton Street by employee, who telephoned Garda. Patrol car picked up prisoner who was charged with housebreaking.
- (5) At 12.45 a.m., 25th September, 1949, information was received from passing motorist that two men were seen climbing a wall at Harcourt Street. Patrol car was directed there by radio and two men were arrested in a railway waggon.
- (6) On 25th November, 1949, a hit and run accident was reported from Pearse Street at 7.10 p.m., in which a taxi involved had failed to stop. Patrol cars were contacted by radio and driver was located in a public house at Parkgate Street.
- (7) At 11.35 p.m., on 26th July, 1949, a telephone message was received from Garda on duty at Upper Sheriff Street who had observed lights in a bonded stores. The premises were surrounded by cars directed by radio, and four men were found on premises for housebreaking.
- (8) At 5 a.m., 17th December, 1949, a woman residing at Iona Road, Glasnevin, dialled "999" to say that there was a burglar in her house. Patrol car was directed there by radio, and a man was arrested in the house with stolen property packed up ready to escape.
- (9) At 10.50 p.m., 28th December, 1949, patrol car received radio message relaying "999" call that a man was in a house at North Circular Road. Patrol car picked up the man who was charged with housebreaking.

- (10) On 5th August, 1949, a Garda was knocked down by passing car at Bray which failed to stop. Radio contact was made with patrol car from Donnybrook which intercepted the wanted driver and had him under arrest in a short time.
- (11) At 10.30 p.m., 23rd April, 1949, a hit and run accident occurred at Northumberland Road in which a man was killed, and driver failed to stop. About the same time it was reported that a motor car had been stolen from Dawson Street. Description of car was radioed and the stolen car with thief was intercepted by patrol car at Monkstown and driver was arrested. He was later convicted of manslaughter.
- (12) At 4 a.m., 20th December, 1949, a message was received at Dunlaoghaire Station that moans could be heard from a man apparently in distress at Adelaide Road. Patrol car was directed there by radio, and a man who had fallen into a deep cutting where sewers were being laid, while apparently under the influence of drink, was rescued.
- (13) At 2.40 a.m., 18th July, 1949, a telephone message was received that an intruder was in a dwelling house at Haddington Road. Message was broadcast and a patrol car from another District went to scene and arrested a man on the premises. The District car was out of action at time, a fact which crew of adjoining District car were aware.
- (14) Numerous cases of breaches of the peace occurring on public streets, vagrancy, loitering, obstruction, larcenies, and road traffic accidents were promptly attended to by use of radio equipped cars.
- (15) A few sets of portable "walkie-talkie" wireless sets which can be carried by foot or cycle patrols are on order for experimental work in Dublin city in connection with traffic control at large public meetings, sports functions and other occasions when their use might be of valuable assistance to the authorities in the disposition of Garda strength.

I have the honour to be, Sir,

Your obedient Servant,

(SGD.) M. J. KINNANE,

COMMISSIONER.

RETURN OF INDICTABLE OFFENCES WHICH BECAME KNOWN TO THE GARDA DURING THE YEAR ENDED 31st DECEMBER, 1949.

Main table with columns: NATURE OF OFFENCES, RESULT OF PROCEEDINGS IN CASES, PERSONS PROSECUTED AGAINST, RESULT OF PROCEEDINGS AGAINST PERSONS. Includes sub-headers like 'Dealt with on indictment and', 'Dealt with summarily and', 'Persons Prosecuted Against', and 'Dealt with on indictment and', 'Dealt with summarily and'. Contains detailed data for various offense groups (GROUP I-IV) and a grand total.

FULL TOTAL

RETURN OF INDICTABLE OFFENCES WHICH BECAME KNOWN TO THE GARDA DURING THE YEAR ENDED 31st DECEMBER, 1949.—Continued.

Result of Proceedings in Cases Included on Line Number 67 in Appendix A (1.)

(j) NATURE OF OFFENCES. Titles of Offences and Act and Section under which Proceedings taken	Number of Offences reported or known	Number of Offences in which Criminal Penalties were taken	Informations refused	RESULT OF PROCEEDINGS IN CASES											PRISONERS PROSECUTED AGAINST					RESULT OF PROCEEDINGS AGAINST PRISONERS																	
				Convicted	Dealt with on Indictment			Dealt with summarily and					Dismissed	Admitted	Summated	Dealt with on Indictment			Dealt with summarily and					Dismissed													
	(1)	(2)	(3)	(4)	(5)	(6)	(7)	(8)	(9)	(10)	(11)	(12)	(13)	(14)	(15)	(16)	(17)	(18)	(19)	(20)	(21)	(22)	(23)	(24)	(25)	(26)	(27)	(28)	(29)	(30)	(31)	(32)	(33)	(34)	(35)	(36)	(37)
Efforting a Public Street	11	10	4	3													14	11	7	2	12																
Escape from Lawful Custody	4	3	1	1													4	3	1	1	11																
Forcible Entry and Detention	10	10	8	1													10	10	8	1	10																
Forgery	1	1															1	1			1																
Harbouring a Fugitive	1	1															1	1			1																
Illegal Dealings in Goods	1	1															1	1			1																
Illegal Export of Goods—Customs (Trans. Prov. Act, 1945, S. 28, S. 1)	1	1															1	1			1																
TOTAL	32	29	8	13	2	3	1	2	1	1	1	1	1	1	1	26	21	7	9	29	16	14	1	1	1	1	1	1	1	1	1	1	1	1	1	1	

* Percentage of Cases included in Columns 2 and 13, in Appendix A, (1). — Otherwise figure in italics.

NATURE OF OFFENCES	NUMBER OF CASES	HOW DISPOSED OF
1. Indictable	1	Admitted to custody for conviction and sentence if called upon.
15. Curatorial Offences and Attempts	1	Admitted to custody. 1 Admitted and referred to Military Authorities.
17. Public Assault on Female	1	Admitted to custody.
25. Forgery	1	Admitted to custody for Medical Hospital.
26. Housebreaking (Burthick 1937)	2	1 Admitted to custody. 1 Struck out of custody and referred to Informatory Board on other charges.
27. Breaching into Shops, etc.	1	Admitted to custody.
36. Arson	1	Admitted to custody.
37. Killing and Maiming Cattle	1	Admitted to custody for Mental Hospital.
39. Other Malicious Injuries to Property	1	Admitted to custody for Mental Hospital.
42. Larceny from Buildings by Burglaries	1	Admitted to custody and sent to the Country. 1 Admitted to custody.
43. Larceny of Motor Vehicle	1	Admitted to custody for Mental Hospital.
48. Larceny from Shops and Stalls	1	Admitted to custody. 1 Discharge handed over to Military Authorities.
49. Other Larcenies (Exceeding £5 in value)	4	Admitted to custody. 1 Discharge handed over to Military Authorities.
50. Other Larcenies (not exceeding £5 in value)	5	Admitted to custody. 1 Discharge handed over to Military Authorities.
TOTAL	33	

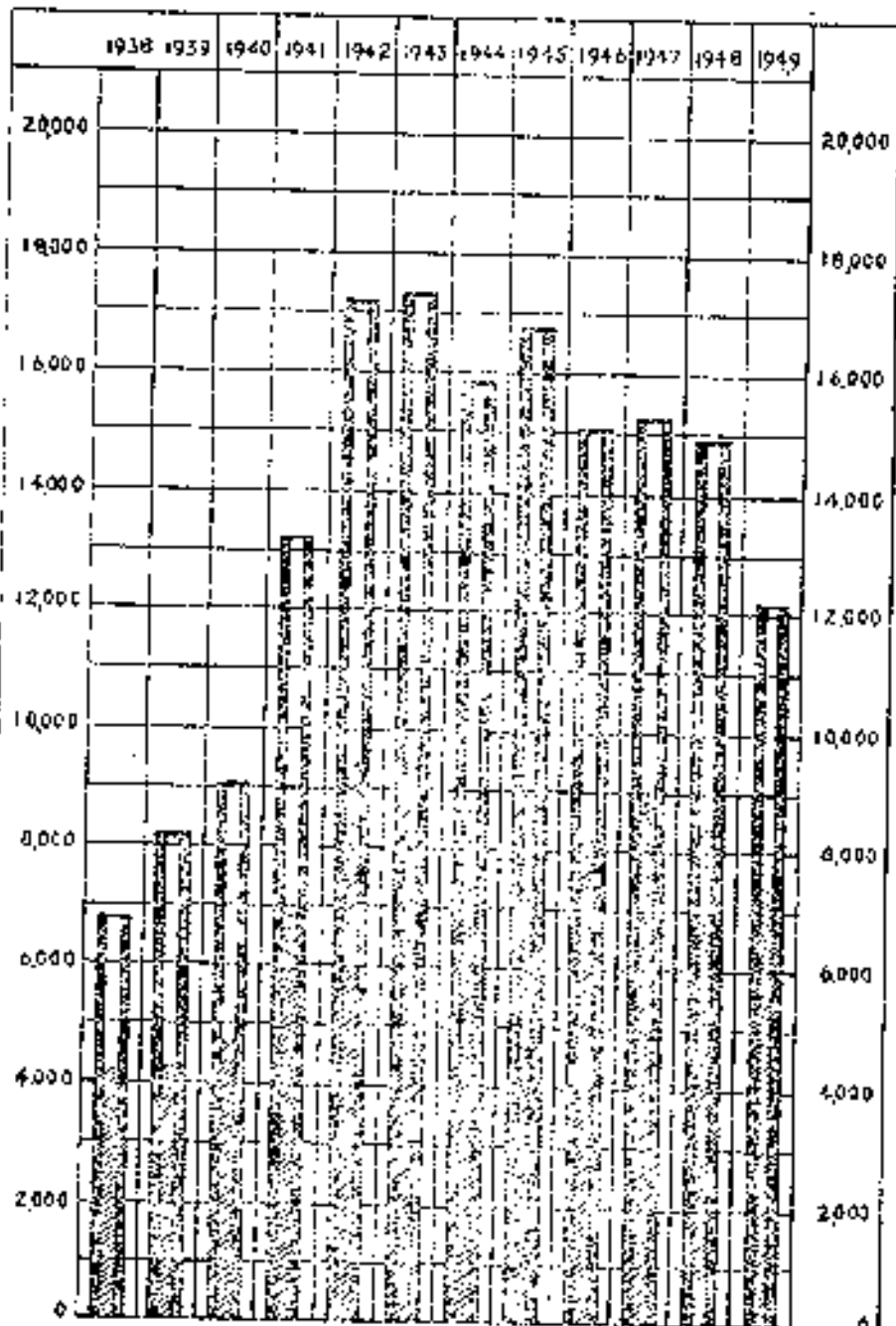
VALUE OF PROPERTY STOLEN AND RECOVERED.

Table showing: (1) for offences against Property with violence, numbered 24 to 25 and 35-36; (2) for offences against Property without violence, numbered 40 to 50 and 51-52; the number of offences in which the value of the property stolen was below than £1; (3) £1 to £2; (4) £2 to £5; (5) £5 to £10; (6) £10 to £50; (7) £50 to £100; (8) over £100; and (9) the total value of property stolen and recovered, also the number of offences in which the property was stolen.

	Less than £1	£1 to £2	£2 to £5	£5 to £10	£10 to £50	£50 to £100	Over £100	Total Number of Cases	Total Value of Property Stolen	Total Value of Property Recovered	Number of Cases in which Property was Stolen
	(1)	(2)	(3)	(4)	(5)	(6)	(7)	(8)	(9)	(10)	(11)
Offences against property with Violence	291	265	313	278	495	22	2	1,775	88,138 14 34	14,995 14 24	198
Offences against property without Violence	1,708	1,388	2,070	1,650	1,428	77	7	8,570	82,978 13 1	26,261 5 6	16

INDICTABLE CRIME

APPENDIX A (3)



REFERENCE

□
•

CRIME RECORDED
CRIME DETECTED

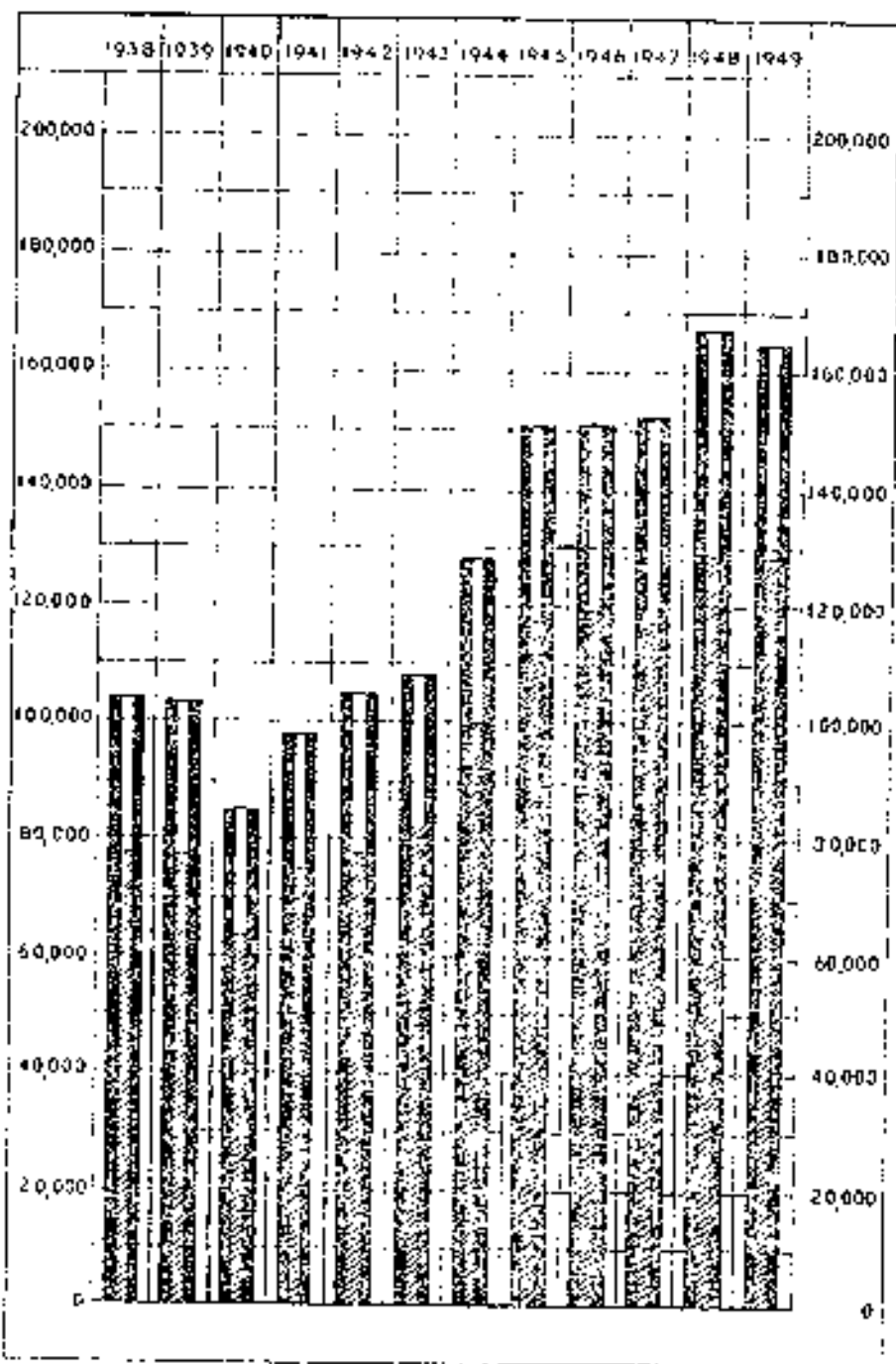
Table showing, by Groups in each Garda Division, and the Garda Districts of the Cities of Cork, Merick, Waterford and Galway, the number of Indefinite Offences and number of Detections in the year 1948.

DIVISIONS	Offences against the person		Offences against Property		Offences against Property without violence		Offences to which Firearms		Total Indefinite Offences	Number of Detections	Percentage of Detections
	Reported	Detected	Reported	Detected	Reported	Detected	Reported	Detected			
Carlow/Kildare	29	28	75	18	216	178	0	0	250	286	85%
Clonmel/Monaghan	12	16	44	27	189	129	1	1	256	174	68%
Cork	29	18	59	27	57	92	1	1	144	131	91%
Cork E.H.	11	28	177	119	170	123	0	0	357	303	85%
Cork W.H.	18	12	82	26	87	72	0	0	106	70	66%
Down	20	29	46	31	108	104	0	0	128	114	89%
Dublin Metropolitan	261	76	1,085	692	2,973	2,079	16	27	7,185	3,984	55%
Dublin Wicklow	96	61	294	267	337	315	0	0	624	594	95%
Galway E.H.	11	10	74	18	91	75	1	2	131	110	84%
Galway W.H.	18	17	34	21	66	55	0	0	127	105	83%
Kerry	17	17	29	19	118	124	0	0	162	162	100%
Limerick	15	15	17	20	174	174	0	0	202	202	100%
Louth/Westmeath	18	16	23	13	214	259	1	1	252	251	99%
Louth/Meath	11	10	40	23	91	79	0	0	145	129	89%
Mayo	15	10	16	7	105	124	0	0	146	124	85%
Monaghan	0	11	11	11	121	118	0	1	129	124	96%
Offaly	11	8	10	12	57	51	0	0	63	52	83%
Sligo/Letterkenny	11	11	17	12	29	82	0	0	101	101	100%
Tipperary	27	25	65	65	158	151	0	0	277	270	98%
Wexford/Kilkenny	25	25	87	65	228	204	0	0	330	296	89%
Waterford	16	4	50	12	127	119	1	1	194	178	92%
TOTALS	436	419	2,497	1,713	9,150	6,955	138	138	12,171	7,998	65%
excluding D.M.P.	395	373	1,712	1,098	3,117	2,885	92	86	4,290	3,114	73%
Districts											
Cork	12	10	151	140	546	524	0	0	695	677	97%
Merick	5	5	27	26	105	103	1	1	138	128	92%
Waterford	9	9	21	16	115	102	0	0	145	137	94%
Galway	6	5	22	20	91	76	0	0	113	99	88%



SUPPLIES AND SERVICES (TEMPORARY PROVISIONS) ACT, 1946, AND ORDERS THEREUNDER—PERSONS DEALT WITH SUMMARILY—PROCEEDINGS AND RESULTS.

No. and Year in Statutory and Orders.	SUBJECT	TITLE OF ORDER CONTRACTED.	(1)		(2)	(3)	(4)	(5)	CLASSIFIED AS ORDER MADE SUBJECT TO CONVICTION FOR					CONVICTION								
			Persons proceeded against						Blasphemy	Sedition	Production	Contumacious refusal to furnish evidence	Contumacious refusal to furnish evidence	Number convicted	Improvement of supply of essential foodstuffs			Whipping	Fines	Imprisonment	Otherwise disposed of	Dismissed
			Total	Males											Females	Total	Whipping					
24-35	Food	E.P. (No. 333) Order, 1947. (Maximum Provision Order, 1947)	1																			
46-48	Food	E.P. (No. 334) Order, 1947. (Maximum Provision Order, 1947)	1																			
121-41	Food	E.P. (No. 335) Order, 1947. (Maximum Provision Order, 1947)	1																			
224-47	Food	E.P. (No. 336) Order, 1947. (Maximum Provision Order, 1947)	1																			
338-44	Food	E.P. (No. 337) Order, 1947. (Maximum Provision Order, 1947)	1																			
388-46	Food	E.P. (No. 338) Order, 1947. (Maximum Provision Order, 1947)	1																			
310-47	Food	E.P. (No. 339) Order, 1947. (Maximum Provision Order, 1947)	1																			
8-49	Food	E.P. (No. 340) Order, 1947. (Maximum Provision Order, 1947)	1																			
27-49	Food	E.P. (No. 341) Order, 1947. (Maximum Provision Order, 1947)	1																			
95-48	Food	E.P. (No. 342) Order, 1947. (Maximum Provision Order, 1947)	1																			
178-46	Food	E.P. (No. 343) Order, 1947. (Maximum Provision Order, 1947)	1																			
199-48	Food	E.P. (No. 344) Order, 1947. (Maximum Provision Order, 1947)	1																			
211-46	Food	E.P. (No. 345) Order, 1947. (Maximum Provision Order, 1947)	1																			
101-48	Food	E.P. (No. 346) Order, 1947. (Maximum Provision Order, 1947)	1																			
292-47	Food	E.P. (No. 347) Order, 1947. (Maximum Provision Order, 1947)	1																			
293-44	Food	E.P. (No. 348) Order, 1947. (Maximum Provision Order, 1947)	1																			
531-41	Food	E.P. (No. 349) Order, 1947. (Maximum Provision Order, 1947)	1																			
101-46	Food	E.P. (No. 350) Order, 1947. (Maximum Provision Order, 1947)	1																			
61-44	Food	E.P. (No. 351) Order, 1947. (Maximum Provision Order, 1947)	1																			
218-48	Food	E.P. (No. 352) Order, 1947. (Maximum Provision Order, 1947)	1																			
20-48	Food	E.P. (No. 353) Order, 1947. (Maximum Provision Order, 1947)	1																			
60-48	Food	E.P. (No. 354) Order, 1947. (Maximum Provision Order, 1947)	1																			
343-42	Food	E.P. (No. 355) Order, 1947. (Maximum Provision Order, 1947)	1																			
		TOTAL	97	79	12	1	85	1	8				21									
79-48	Food	E.P. (No. 356) Order, 1947. (Maximum Provision Order, 1947)	1																			
		TOTAL	1																			
282-47	Food	E.P. (No. 357) Order, 1947. (Maximum Provision Order, 1947)	1																			
107-48	Food	E.P. (No. 358) Order, 1947. (Maximum Provision Order, 1947)	1																			
		TOTAL	2																			
301-45	Food	E.P. (No. 359) Order, 1947. (Maximum Provision Order, 1947)	1																			
267-41	Food	E.P. (No. 360) Order, 1947. (Maximum Provision Order, 1947)	1																			
197-41	Food	E.P. (No. 361) Order, 1947. (Maximum Provision Order, 1947)	1																			
188-48	Food	E.P. (No. 362) Order, 1947. (Maximum Provision Order, 1947)	1																			
472-42	Food	E.P. (No. 363) Order, 1947. (Maximum Provision Order, 1947)	1																			
		TOTAL	5																			
129-48	Food	E.P. (No. 364) Order, 1947. (Maximum Provision Order, 1947)	1																			
105-49	Food	E.P. (No. 365) Order, 1947. (Maximum Provision Order, 1947)	1																			
224-42	Food	E.P. (No. 366) Order, 1947. (Maximum Provision Order, 1947)	1																			
261-41	Food	E.P. (No. 367) Order, 1947. (Maximum Provision Order, 1947)	1																			
139-47	Food	E.P. (No. 368) Order, 1947. (Maximum Provision Order, 1947)	1																			
146-42	Food	E.P. (No. 369) Order, 1947. (Maximum Provision Order, 1947)	1																			
		TOTAL	6																			
		FULL TOTALS	207	159	29	2	195	11	23				61									

NON INDICTABLE OFFENCES



REFERENCE

 PERSONS PROSECUTED
 CONVICTIONS

1949.

SECTION B.—INDICTABLE OFFENCES. SEX AND AGE OF PERSONS AGAINST WHOM CHARGES WERE PROVED AND ORDERS MADE WITHOUT CONVICTION.

APPENDIX D (2)

(1) NATURE OF OFFENCES.	(2) Total	(3) SEX		(4) AGE															
		(5) Males	(6) Females	(7) Under 14 years		(8) 14 to 16		(9) 16 to 18		(10) 18 to 21		(11) 21 to 25		(12) 25 to 30		(13) 30 to 40		(14) Above 40 years	
				M.	F.	M.	F.	M.	F.	M.	F.	M.	F.	M.	F.	M.	F.	M.	F.
6. Assault, Wounding and other like Offences (Males only)	24	24	0	0	0	0	0	0	0	0	0	0	0	0	0	0	0	0	0
17. Indecent Assault on Female	14	14	0	0	0	0	0	0	0	0	0	0	0	0	0	0	0	0	0
21. Stealing (including larceny from Dominion Boxes)	13	12	1	0	0	0	0	0	0	0	0	0	0	0	0	0	0	0	0
23. Burglary	172	151	21	0	0	0	0	0	0	0	0	0	0	0	0	0	0	0	0
25. Housebreaking (including Houses)	120	105	15	0	0	0	0	0	0	0	0	0	0	0	0	0	0	0	0
27. Breaking into Shops, Windows, &c.	10	10	0	0	0	0	0	0	0	0	0	0	0	0	0	0	0	0	0
28. Attempts to Break into Houses, Shops, Warehouses, &c.	8	8	0	0	0	0	0	0	0	0	0	0	0	0	0	0	0	0	0
29. Possession with intent to commit Burglary	9	9	0	0	0	0	0	0	0	0	0	0	0	0	0	0	0	0	0
30. Possession of Instruments to Commit Burglary	88	87	1	0	0	0	0	0	0	0	0	0	0	0	0	0	0	0	0
32. Other Malicious Damage to Property	9	9	0	0	0	0	0	0	0	0	0	0	0	0	0	0	0	0	0
40. Larceny of Horses, Cattle and Sheep	87	79	8	0	0	0	0	0	0	0	0	0	0	0	0	0	0	0	0
41. Larceny from the Person	111	71	40	0	0	0	0	0	0	0	0	0	0	0	0	0	0	0	0
42. Larceny in House in a Shop or with premises	55	41	14	0	0	0	0	0	0	0	0	0	0	0	0	0	0	0	0
43. Larceny from Dwelling Houses by Employees	1	1	0	0	0	0	0	0	0	0	0	0	0	0	0	0	0	0	0
45. Larceny of Motor Vehicles	114	114	0	0	0	0	0	0	0	0	0	0	0	0	0	0	0	0	0
46. Larceny of Postal Notes	154	154	0	0	0	0	0	0	0	0	0	0	0	0	0	0	0	0	0
47. Larceny from Unattended Vehicles	155	155	0	0	0	0	0	0	0	0	0	0	0	0	0	0	0	0	0
48. Larceny from Shops and Stalls	222	202	20	0	0	0	0	0	0	0	0	0	0	0	0	0	0	0	0
49. Other Larcenies (exceeding £5 in value)	226	182	44	0	0	0	0	0	0	0	0	0	0	0	0	0	0	0	0
50. Other Larcenies (not exceeding £5 in value)	809	652	157	0	0	0	0	0	0	0	0	0	0	0	0	0	0	0	0
51. Indecent Assault	14	14	0	0	0	0	0	0	0	0	0	0	0	0	0	0	0	0	0
52. Obtaining Goods, &c., by False Pretences	53	53	0	0	0	0	0	0	0	0	0	0	0	0	0	0	0	0	0
53. Receiving Stolen Goods	93	93	0	0	0	0	0	0	0	0	0	0	0	0	0	0	0	0	0
54. Receiving Malicious Assault	11	11	0	0	0	0	0	0	0	0	0	0	0	0	0	0	0	0	0
62. Unlawful Possession of Firearms	3	3	0	0	0	0	0	0	0	0	0	0	0	0	0	0	0	0	0
66. Statutory Offences relating to commit	2	2	0	0	0	0	0	0	0	0	0	0	0	0	0	0	0	0	0
67. Statutory Offences relating to	2	2	0	0	0	0	0	0	0	0	0	0	0	0	0	0	0	0	0
68. Statutory Offences relating to	2	2	0	0	0	0	0	0	0	0	0	0	0	0	0	0	0	0	0
69. Statutory Offences relating to	2	2	0	0	0	0	0	0	0	0	0	0	0	0	0	0	0	0	0
70. Statutory Offences relating to	2	2	0	0	0	0	0	0	0	0	0	0	0	0	0	0	0	0	0
71. Statutory Offences relating to	2	2	0	0	0	0	0	0	0	0	0	0	0	0	0	0	0	0	0
72. Statutory Offences relating to	2	2	0	0	0	0	0	0	0	0	0	0	0	0	0	0	0	0	0
73. Statutory Offences relating to	2	2	0	0	0	0	0	0	0	0	0	0	0	0	0	0	0	0	0
74. Statutory Offences relating to	2	2	0	0	0	0	0	0	0	0	0	0	0	0	0	0	0	0	0
75. Statutory Offences relating to	2	2	0	0	0	0	0	0	0	0	0	0	0	0	0	0	0	0	0
76. Statutory Offences relating to	2	2	0	0	0	0	0	0	0	0	0	0	0	0	0	0	0	0	0
77. Statutory Offences relating to	2	2	0	0	0	0	0	0	0	0	0	0	0	0	0	0	0	0	0
78. Statutory Offences relating to	2	2	0	0	0	0	0	0	0	0	0	0	0	0	0	0	0	0	0
79. Statutory Offences relating to	2	2	0	0	0	0	0	0	0	0	0	0	0	0	0	0	0	0	0
80. Statutory Offences relating to	2	2	0	0	0	0	0	0	0	0	0	0	0	0	0	0	0	0	0
81. Statutory Offences relating to	2	2	0	0	0	0	0	0	0	0	0	0	0	0	0	0	0	0	0
82. Statutory Offences relating to	2	2	0	0	0	0	0	0	0	0	0	0	0	0	0	0	0	0	0
83. Statutory Offences relating to	2	2	0	0	0	0	0	0	0	0	0	0	0	0	0	0	0	0	0
84. Statutory Offences relating to	2	2	0	0	0	0	0	0	0	0	0	0	0	0	0	0	0	0	0
85. Statutory Offences relating to	2	2	0	0	0	0	0	0	0	0	0	0	0	0	0	0	0	0	0
86. Statutory Offences relating to	2	2	0	0	0	0	0	0	0	0	0	0	0	0	0	0	0	0	0
87. Statutory Offences relating to	2	2	0	0	0	0	0	0	0	0	0	0	0	0	0	0	0	0	0
88. Statutory Offences relating to	2	2	0	0	0	0	0	0	0	0	0	0	0	0	0	0	0	0	0
89. Statutory Offences relating to	2	2	0	0	0	0	0	0	0	0	0	0	0	0	0	0	0	0	0
90. Statutory Offences relating to	2	2	0	0	0	0	0	0	0	0	0	0	0	0	0	0	0	0	0
91. Statutory Offences relating to	2	2	0	0	0	0	0	0	0	0	0	0	0	0	0	0	0	0	0
92. Statutory Offences relating to	2	2	0	0	0	0	0	0	0	0	0	0	0	0	0	0	0	0	0
93. Statutory Offences relating to	2	2	0	0	0	0	0	0	0	0	0	0	0	0	0	0	0	0	0
94. Statutory Offences relating to	2	2	0	0	0	0	0	0	0	0	0	0	0	0	0	0	0	0	0
95. Statutory Offences relating to	2	2	0	0	0	0	0	0	0	0	0	0	0	0	0	0	0	0	0
96. Statutory Offences relating to	2	2	0	0	0	0	0	0	0	0	0	0	0	0	0	0	0	0	0
97. Statutory Offences relating to	2	2	0	0	0	0	0	0	0	0	0	0	0	0	0	0	0	0	0
98. Statutory Offences relating to	2	2	0	0	0	0	0	0	0	0	0	0	0	0	0	0	0	0	0
99. Statutory Offences relating to	2	2	0	0	0	0	0	0	0	0	0	0	0	0	0	0	0	0	0
100. Statutory Offences relating to	2	2	0	0	0	0	0	0	0	0	0	0	0	0	0	0	0	0	0
TOTAL	2,507	2,261	246	749	151	111	46	119	28	206	69	269	81	162	40	168	81		

1 Table of 105 items as given in Appendix A (1) and A (2)

1949.
JUVENILE OFFENDERS.

APPENDIX B (D)

INCURRENSES	RESULTS OF INVESTIGATION												Date of arrest	Period of arrest	Value of property		
	1	2	3	4	5	6	7	8	9	10	11	12					
1948	1949	1948	1949	1948	1949	1948	1949	1948	1949	1948	1949	1948	1949	1948	1949	1948	1949
100	100	100	100	100	100	100	100	100	100	100	100	100	100	100	100	100	100
...
TOTAL																	

* M. Federal. * D. Detention House.

1949.
JUVENILE OFFENDERS.

APPENDIX B (D)

NATURE OF OFFENSES	CIRCUMSTANCES CONTRIBUTING TO DELINQUENCY												Age and Sex of accused	Number of arrests	Number of days in custody	Number of days in hospital	Number of days in reformatory	Number of days in other institutions
	1	2	3	4	5	6	7	8	9	10	11	12						
1948	1949	1948	1949	1948	1949	1948	1949	1948	1949	1948	1949	1948	1949	1948	1949	1948	1949	
100	100	100	100	100	100	100	100	100	100	100	100	100	100	100	100	100	100	
TOTAL																		

1949.
JUVENILE OFFENDERS.

APPENDIX C

NATURE OF OFFENSES	CIRCUMSTANCES CONTRIBUTING TO DELINQUENCY												Age and Sex of accused	Number of arrests	Number of days in custody	Number of days in hospital	Number of days in reformatory	Number of days in other institutions
	1	2	3	4	5	6	7	8	9	10	11	12						
1948	1949	1948	1949	1948	1949	1948	1949	1948	1949	1948	1949	1948	1949	1948	1949	1948	1949	
100	100	100	100	100	100	100	100	100	100	100	100	100	100	100	100	100	100	
TOTAL																		

* M. Federal. * D. Detention House.

1949.

INDICTABLE OFFENCES shown as undetected in Appendix A, for year 1948 and in which proceedings were instituted during the year 1949.

APPENDIX G. (2)

NATURE OF OFFENCES. Office of Offences as shown in Appendix (A)	RESULT OF PROCEEDINGS IN CASES.															PERSONS PROCEEDED AGAINST.	RESULT OF PROCEEDINGS AGAINST PERSONS																
	Number of Offences previously shown as undetected in Appendix A, for year 1948, in which proceedings were instituted during year 1949.															Total.	Dealt with on Indictment and																
	Dealt with on Indictment and					Dealt with summarily and										Total.	Dealt with on Indictment and					Dealt with summarily and											
(1)	(2)	(3)	(4)	(5)	(6)	(7)	(8)	(9)	(10)	(11)	(12)	(13)	(14)	(15)	(16)	(17)	(18)	(19)	(20)	(21)	(22)	(23)	(24)	(25)	(26)	(27)	(28)	(29)	(30)	(31)	(32)	(33)	(34)
19. Defilement of girls between 15 and 17 years.	1															1																	
20. Burglary	1															1																	
21. Horsebreaking (Dowling's case)	1															1																	
22. Breaking into shops, Warehouses, etc.	15															15																	
23. Arson	1															1																	
24. Other malicious Injuries to Property	1															1																	
25. Larceny of Horses, Cattle and Sheep	1															1																	
26. Larceny from Dwelling-houses by Burglars	1															1																	
27. Larceny of Postal C. O. S.	8															8																	
28. Larceny from Unattended Vehicles	10															10																	
29. Larceny from Shops and Stalls	2															2																	
30. Other Larcenies exceeding £5 in value	10															10																	
31. Other Larcenies not exceeding £5 in value	3															3																	
32. Forgery and Falsing	1															1																	
33. Other Indictable Offences - Escape from Lawful Custody	1															1																	
TOTAL	71		7	1				1	60	2			1	3	71	56	4	32	3	7	9	1				20	1	10			1	1	

* Part of case of Cover included in Column 3 and 11 of Appendix G (1) and in Column 3 and 11 of Appendix G (2) * Otherwise disposed of.

NATURE OF OFFENCES.	NUMBER OF CASES.	HOW DISPOSED OF.
11. Assault Withdrawing or Destroying Life of Person - Murder in course	1	Ad. med. San. Dis.
12. Unlawful Offences and Attempts	1	Ad. med. San. Dis.
13. Indecent Assault on Woman	1	Ad. med. San. Dis.
14. Indecent Assault on Child	1	Ad. med. San. Dis.
15. Sexual Offences - Rape	1	Ad. med. San. Dis.
16. Sexual Offences - Indecent Assault	1	Ad. med. San. Dis.
17. Sexual Offences - Gross Indecency	1	Ad. med. San. Dis.
18. Sexual Offences - Other	1	Ad. med. San. Dis.
19. Sexual Offences - Other	1	Ad. med. San. Dis.
20. Sexual Offences - Other	1	Ad. med. San. Dis.
21. Sexual Offences - Other	1	Ad. med. San. Dis.
22. Sexual Offences - Other	1	Ad. med. San. Dis.
23. Sexual Offences - Other	1	Ad. med. San. Dis.
24. Sexual Offences - Other	1	Ad. med. San. Dis.
25. Sexual Offences - Other	1	Ad. med. San. Dis.
26. Sexual Offences - Other	1	Ad. med. San. Dis.
27. Sexual Offences - Other	1	Ad. med. San. Dis.
28. Sexual Offences - Other	1	Ad. med. San. Dis.
29. Sexual Offences - Other	1	Ad. med. San. Dis.
30. Sexual Offences - Other	1	Ad. med. San. Dis.
TOTAL	15	